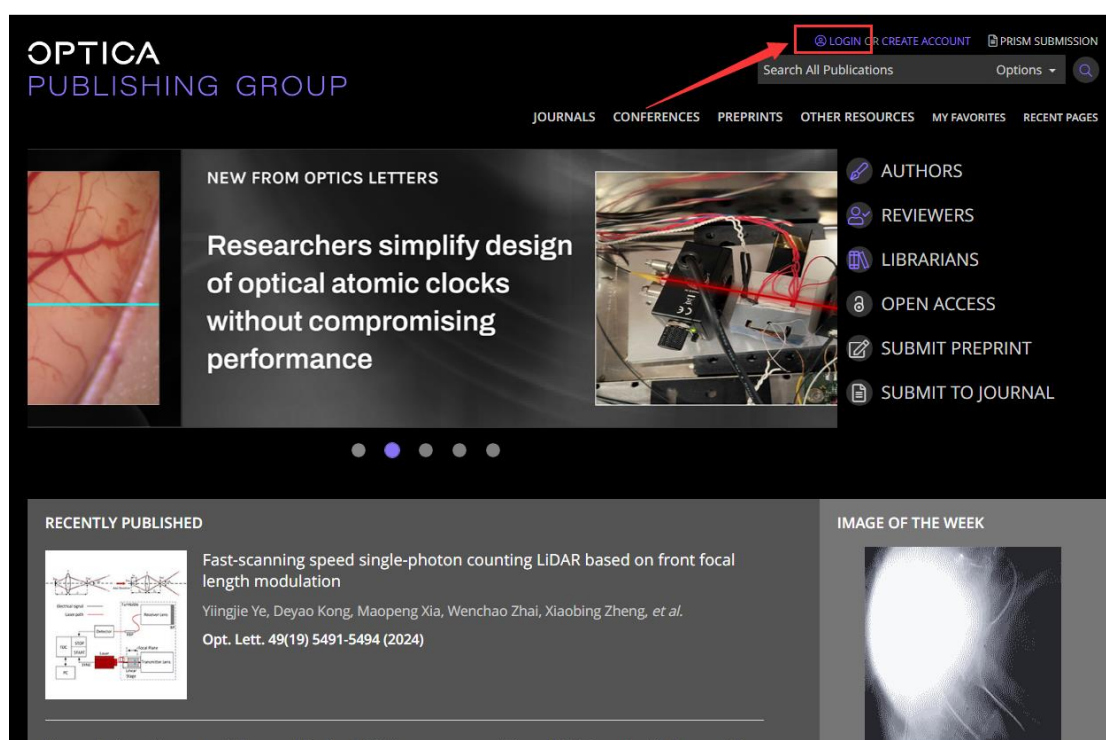
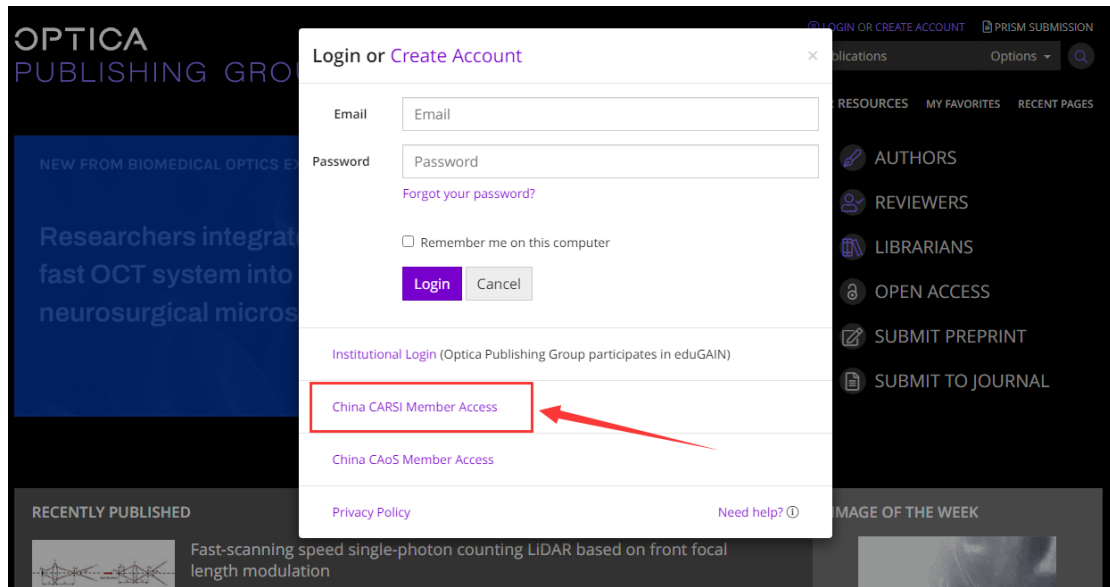


通过 CARSI 校外访问 OSA 数据库的方法

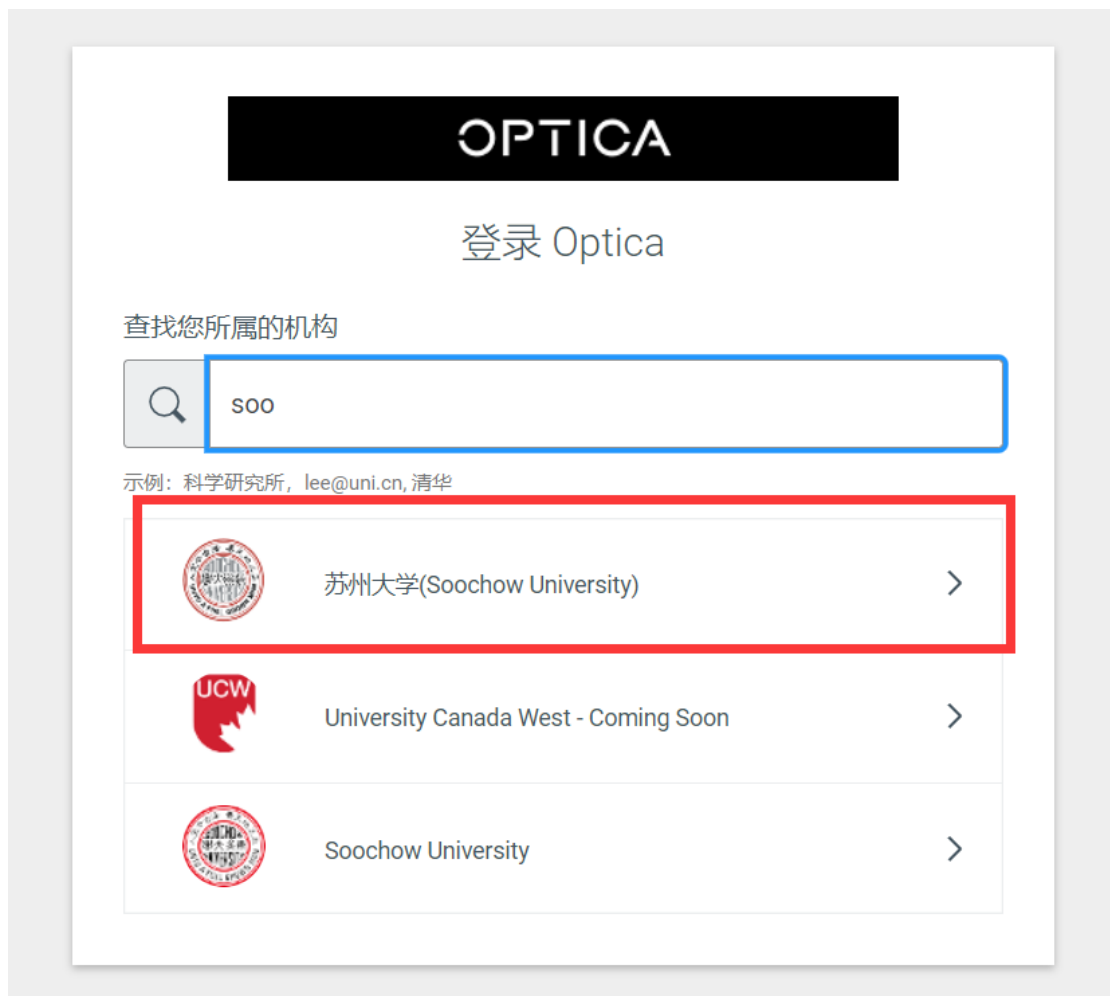
一、直接打开（不需登录 VPN）optica 网站（<https://opg.optica.org/>），首页右上角点击 LOGIN，如下图所示：



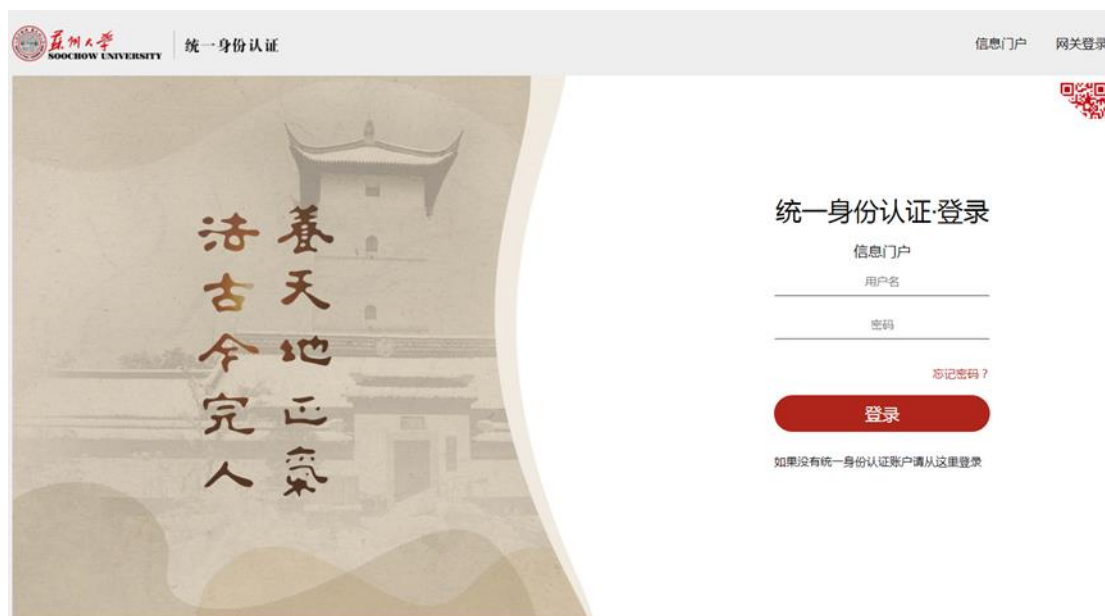
二、点击 China CARSI Member Access，如下图所示：



三、选择或者输入学校名称。找到“苏州大学（Soochow University）”。



四、跳转至苏州大学统一身份认证界面完成认证。



The screenshot displays the login interface for Suzhou University's unified identity authentication system. The header bar includes the university's logo and name in both Chinese and English, the page title '统一身份认证' (Unified Identity Authentication), and links for '信息门户' (Information Portal) and '网关登录' (Gateway Login). The main content area is split: the left side features a traditional Chinese ink wash painting of a pavilion with the calligraphy '法古今完人 养天地正氣' (Learning from the best of the past and present, cultivating the pure qi of heaven and earth); the right side contains the login form. The form is titled '统一身份认证·登录' (Unified Identity Authentication · Login) and includes a sub-header '信息门户' (Information Portal). It has two input fields for '用户名' (Username) and '密码' (Password), followed by a '忘记密码?' (Forgot Password?) link. A prominent red '登录' (Login) button is positioned below the fields. At the bottom, a note states: '如果没有统一身份认证账户请从这里登录' (If you do not have a unified identity authentication account, please log in from here).

苏州大学
SOOCHOW UNIVERSITY

统一身份认证

信息门户 网关登录

统一身份认证·登录

信息门户

用户名

密码

忘记密码?

登录

如果没有统一身份认证账户请从这里登录